

The American Driving Society
PRELIMINARY LEVEL TEST 6 (2005)
 For Single & Pair Only [Presentation on the Move]

ENTRY NUMBER: _____

GAITS AND MOVEMENTS

Working walk and trot
 Lengthened walk
 Lengthened trot
 Halt from walk or trot
 Rein back
 20m half circle
 Stretching the frame on 40m circle

FOR USE BY SCRIBE ONLY:

Color of horse _____

Distinguishing markings _____

INSTRUCTIONS

Horse must show correct longitudinal and lateral bend and increased activity of haunches. Transitions may be made through the walk.

MOVEMENT	TEST	DIRECTIVE IDEAS	MAX PTS	POINTS	REMARKS
1	A X	Enter working trot Halt, salute	Straightness on centerline, transition, quality of halt	10	
2	X C	Proceed working trot Track right	Transition, quality of trot & turns at C & M	10	
3	M to F F to D D to B BMC	Working trot Half circle right 20m returning to track at B Working trot	Quality of trot & figure, consistent rhythm, suppleness	10	
4	C C	Circle left 40m. On open side – after leaving the sideline 10m beyond H – Stretching the Frame Pick up reins again	Quality of stretch over back, forward and down, seeking of contact, maintaining rhythm, balance, tempo, bending and correctness of circle Balance	10	
5	C to H H to K K	Working trot Lengthened trot Working trot	Quality of trot & turn Lengthening of frame & stride, consistent rhythm	10	
6	K to D D to E EHC	Half circle left 20m returning to track at E Working trot	Quality of trot & figure, consistent rhythm, suppleness	10	
7	C C	Circle right 40m. On open side – after leaving the sideline 10m beyond M – Stretching the Frame Pick up reins again	Quality of stretch over back, forward and down, seeking of contact, maintaining rhythm, balance, tempo, bending and correctness of circle Balance	10	
8	C to M M to F	Working trot Lengthened trot	Quality of trot & turn Lengthening of frame & stride, consistent rhythm	10	
9	FAX	Working trot Halt 3 to 5 sec.	Quality of trot & figure Quality of halt, obedience & balance	10	
10	X	Rein back 3 to 4 steps	Willingness and acceptance of aids, straightness	10	
11	XCM	Working walk	Quality of walk & turns, consistent rhythm	10 x 2	
12	M to X X Between X & K	Lengthened walk Working walk Develop working trot	Lengthening of frame & stride Balance in transition Quality of trot	10 x 2	
13	KAG G	Working trot Halt, salute	Quality of trot, figure & halt, straightness on centerline, balance & obedience	10	

LEAVE ARENA AT WORKING TROT

COLLECTIVE REMARKS

GAITS	Freedom and regularity. If team or pair: maintenance of even pace and equality of work.	10 x 2		
IMPULSION	Desire to move forward. Elasticity of steps. Relaxation of back. Engagement of hindquarters.	10 x 2		
SUBMISSION	Acceptance of the bit. Correctness in lateral bend. Attention and confidence. Calmness, lightness and ease of movements.	10 x 2		
DRIVER	Use of aids, handling of reins, whip and voice. Driver's position.	10 x 2		
PRESENTATION	Appearance of driver and grooms: cleanliness, fitness, matching, and condition of horses, harness and vehicle	10		

- Points
- 10 Excellent
 - 9 Very Good
 - 8 Good
 - 7 Fairly Good
 - 6 Satisfactory
 - 5 Marginal
 - 4 Insufficient
 - 3 Fairly Bad
 - 2 Bad
 - 1 Very Bad
 - 0 Not Executed

- Errors
- Error in course or groom dismounting:
- 1st incident = 5 points
 - 2nd incident = 10 points
 - 3rd incident = Elimination
- Disobedience:
- 1st incident = 5 points
 - 2nd incident = 10 points
 - 3rd incident = Elimination

Maximum Points: 240

Total points given: _____

Factor: x 0.667 _____

Factored points: 160 minus _____ = _____ Penalties

+ _____ Errors

Judge's Signature: _____

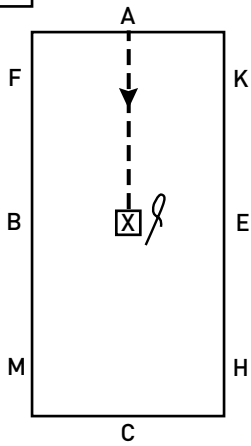
Position: _____

The American Driving Society
PRELIMINARY LEVEL TEST 6 (2005)

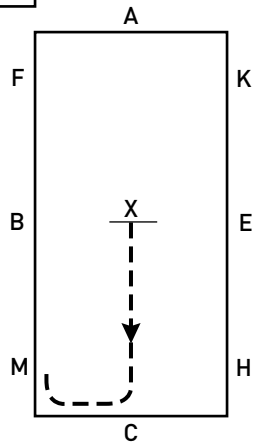
For Single & Pair Only

Name of Competition _____

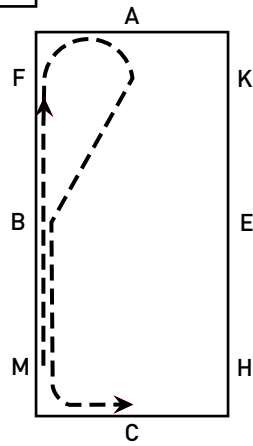
1



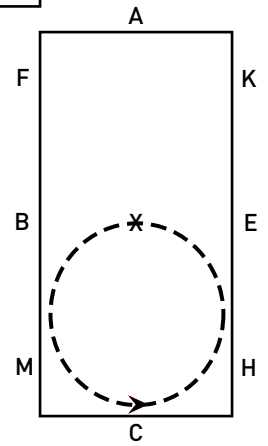
2



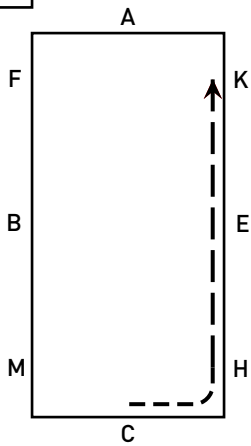
3



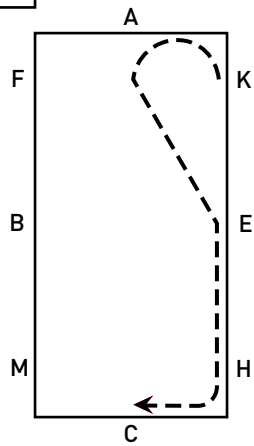
4



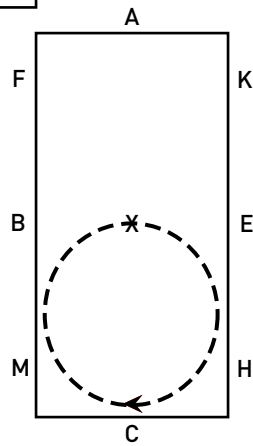
5



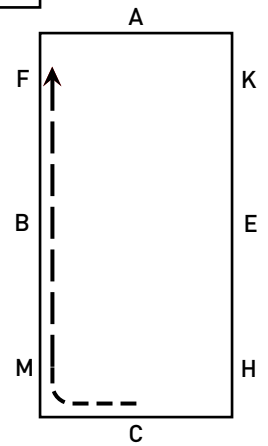
6



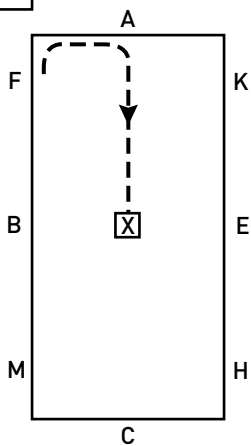
7



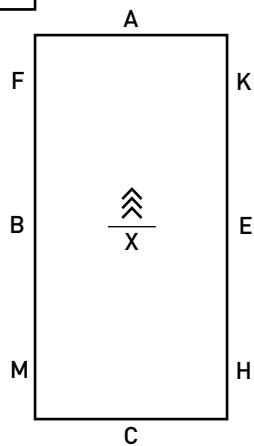
8



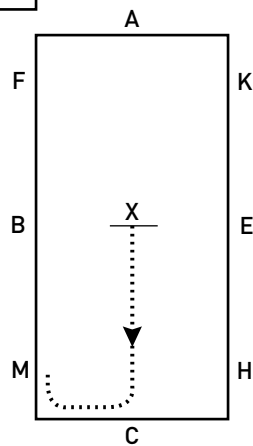
9



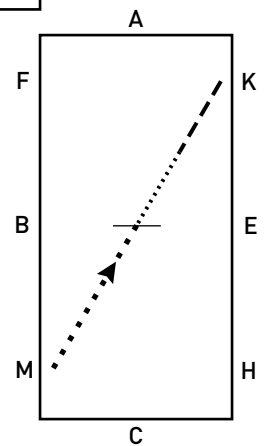
10



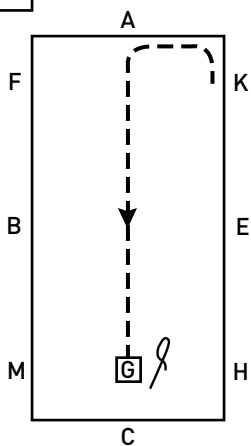
11



12



13



PURPOSE

To establish that the horse has acquired a greater degree of balance and suppleness in addition to the rhythmical, free forward movement expected at the Training Level. While consistently working towards the bit, the horse exhibits more activity of the haunches in his movement. To be demonstrated in: lengthened walk and lengthened trot. The rein back should show a greater degree of submission than expected at Training Level. Stretching the frame on a 40m circle is introduced.

CONDITIONS

40 x 80 meter arena (Single & Pair only)
 Average driving time: 6 minutes

FOR JUDGING PURPOSES ONLY

If not clearly defined, each movement ends at the beginning of the next movement.